

Deseen International

Lifting clamps

CD 系列竖吊钢板起重钳

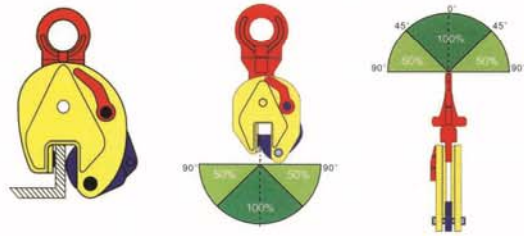
CD VERTICAL PLATE CLAMP



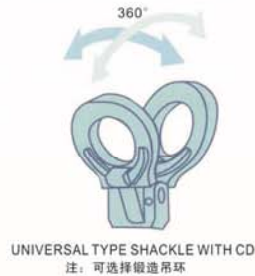
额定载荷：0.8-30 吨

Working load limit(WLL)0.8-30T

- 用途：适用于钢板的横向，垂直等角度吊运
- 配有铰接吊环（CD 型）
- 配有弹簧锁紧装置，确保不滑落
- 采用优质低碳合金钢制造
- 吊运过程中不得碰撞被吊物
- For lifting and transporting of steel plates and structures from all positions (horizontal, vertical and sidelong).
- Articulated lifting shackle (CD type).
- Clamps are equipped with a safety mechanism, ensuring the clamp does not slip when lifting force is applied and when as in open position. The clamp is locked in closed as well as in open position.
- Manufactured from high quality carbon steel.
- Forbidding overload



Part No.	Model	WLL (tonnes)	Jaw Opening (mm)	Weight (kg)
RJ-0001	CD0.8	0.8	0-15	2
RJ-0002	CD1	1.0	0-15	4
RJ-0003	CD1(B)	1.0	0-20	5
RJ-0004	CD1.6	1.6	0-20	7
RJ-0005	CD2	2.0	0-25	8
RJ-0006	CD3.2	3.2	0-25	15
RJ-0007	CD3.2(B)	3.2	0-30	15
RJ-0008	CD5	5.0	0-30	21
RJ-0009	CD5(B)	5.0	0-50	23
RJ-0010	CD8	8.0	0-45	37
RJ-0011	CD12	12.0	0-70	50
RJ-0012	CD16	16.0	60-100	65
RJ-0013	CD30	30.0	80-220	120



CDD 系列竖吊钢板起重钳

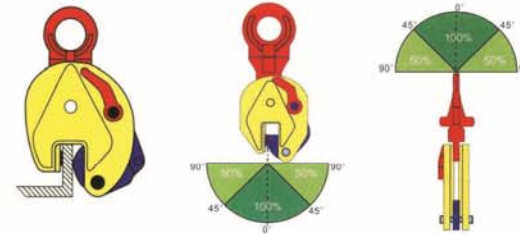
CDD VERTICAL PLATE CLAMP



额定载荷：0.8-1.6 吨

Working load limit(WLL)0.8-1.6T

- 用途：专为小型工件的吊运设计
- 配有铰接吊环
- 配有弹簧锁紧装置，确保不滑落
- 采用优质低碳合金钢制造
- CDD 0.8T 可吊运油桶
- 吊运过程中不得碰撞被吊物
- Specially designed for the transfer of small profiles.
- Articulated lifting shackle.
- The clamp is fitted with a locking device for both open and closed positions, which ensures complete safety.
- Manufactured from high quality carbon steel.
- The CDD 0.8T can be used for lifting drums.
- The clamp is locked in closed as well as in open position.



UNIVERSAL TYPE SHACKLE WITH CD
注：可选择锻造吊环

Part No.	Model	WLL (tonnes)	Jaw Opening (mm)	Weight (kg)
RJ-0014	CDD0.8	0.8	0-15	2
RJ-0015	CDD1.6	1.6	0-20	7

Deseen International

Lifting clamps

CDK 系列厚板竖吊钢板起重钳

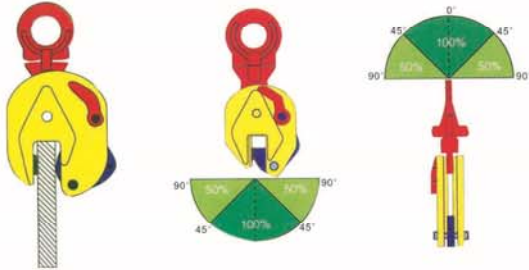
CDK VERTICAL PLATE CLAMP



额定载荷：0.8-5 吨

Working load limit(WLL)0.8-5T

- 用途：适用于厚型板材的横向，垂直等角度吊运
- 配有铰接吊环
- 配有弹簧锁紧装置，确保不滑落
- 采用优质低碳合金钢制造
- 吊运过程中不得碰撞被吊物
- For lifting and transporting of thick steel plates.
- Articulated lifting shackle.
- The clamp is fitted with a locking device for both open and closed positions, which ensures complete safety. The clamp is locked in closed as well as in open position.
- Manufactured from high quality carbon steel.
- During the hoist, hung articles are forbidden collision



Part No.	Model	WLL (tonnes)	Jaw Opening (mm)	Weight (kg)
RJ-0016	CDK0.8	0.8	15-30	2
RJ-0017	CDK1.6	1.6	20-40	7
RJ-0018	CDK3.2	3.2	25-50	15
RJ-0019	CDK4.5	4.5	25-50	15
RJ-0020	CDK5	5.0	36-60	23



UNIVERSAL TYPE SHACKLE WITH CD
注：可选择锻造吊环

CDH 系列竖吊钢板起重钳

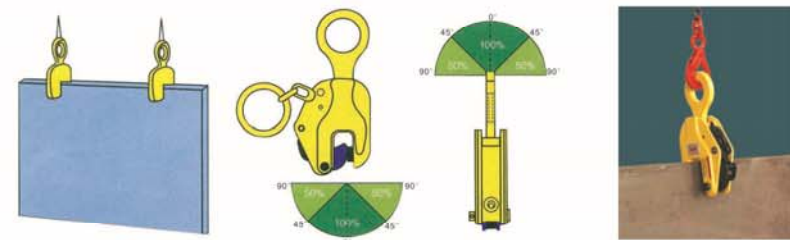
CDH VERTICAL PLATE CLAMP



额定载荷：0.8-30 吨

Working load limit(WLL)0.8-30T

- 用途：适用于钢板和钢结构的垂直吊运
- 配有弹簧锁紧装置，确保不滑落
- 采用优质低碳合金钢制造
- 吊运过程中不得碰撞被吊物
- 齿板由特殊合金钢，经过高温淬火，大大提升了强度和耐久性
- Standard design clamp for vertical lifting of steel plates and steel structures. The spring-loaded tightening lock mechanism assures a positive initial clamping force.
- Clamp are equipped with a safety mechanism, ensuring the clamp does not slip when lifting force is applied and when load is being lowered.
- The clamp is locked in closed as well as in open position.
- High-frequency quenching of die-forged special alloy steels gives greater durability to the cam.



Part No.	Model	WLL (tonnes)	Jaw Opening (mm)	Weight (kg)
RJ-0021	CDH0.8	0.8	0-16	2.8
RJ-0022	CDH1	1.0	0-22	3.6
RJ-0023	CDH2	2.0	0-30	5.5
RJ-0024	CDH3.2	3.2	0-40	10
RJ-0025	CDH5	5.0	0-50	17
RJ-0026	CDH8	8.0	0-60	26
RJ-0027	CDH10	10.0	0-80	32
RJ-0028	CDH12	12.0	0-90	48
RJ-0029	CDH16	16.0	60-125	80
RJ-0030	CDH30	30.0	80-220	125

Deseen International

Lifting clamps

SCDH 系列模锻钢板起重钳

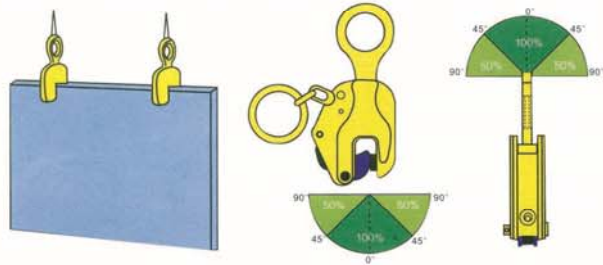
SCDH VERTICAL PLATE CLAMP



额定载荷：1-5 吨

Working load limit(WLL)1-5T

- 用途：适用于钢板和钢结构的垂直吊运
- 配有弹簧锁紧装置，确保不滑落
- 主要部件均有特种合金钢经过高温模具锻造而成，具有高强度和耐久性
- 齿板由特殊合金钢，经过高温淬火，大大提升了强度和耐久性
- 吊运过程中不得碰撞被吊物
- Standard design clamp for vertical lifting of steel plates and steel structures.
- The spring-loaded tightening lock mechanism assures a positive initial clamping force.
- Clamps are equipped with a safety mechanism, ensuring the clamp does not slip when lifting force is applied and when load is being lowered.
- The main body and the shackle are made of die-forged special alloy steel, which are optimally tempered for maximum strength and durability.
- High-frequency quenching of die-forged special alloy steels gives greater durability to the cam.



Part No.	Model	WLL (tonnes)	Jaw Opening (mm)	Weight (kg)
RJ-0031	SCDH1	1.0	0-22	4.3
RJ-0032	SCDH2	2.0	0-32	7.2
RJ-0033	SCDH3	3.0	0-40	10.7
RJ-0034	SCDH5	5.0	0-50	17.3

L 系列横吊钢板起重钳

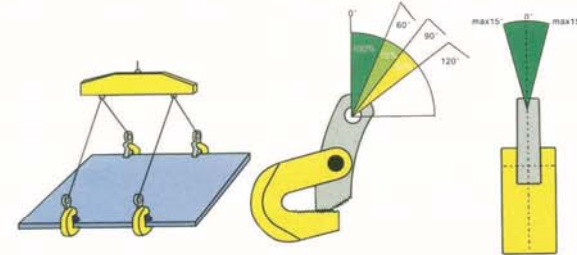
L HORIZONTAL PLATE CLAMP



额定载荷：0.8-10 吨

Working load limit(WLL)0.8-10T

- 用途：适用于钢板、建筑和型材的水平吊运
- 采用优质低碳合金钢制造
- 吊运过程中不得碰撞被吊物
- 额定载荷是指吊钳成对使用、吊点夹角为60度时允许起吊的最大重量，吊装作业中两只或4只配套成组使用
- 主要部件全部为合金钢模具锻造而成，并经过热处理，保证产品具有高强度和耐久性
- Suitable for lifting and transport of steel plates, construction and profiled bar in horizontal position.
- Manufactured from high quality carbon steel.
- Avoid snatch or shock loading.
- The working load limit is the maximum load that the clamp are authorized to support when used in pairs with a lift angle of 60°. In lifting operations the clamps can be used in pairs or multiples.
- The main body and parts are made from die-forged special alloy steels, which are optimally tempered for maximum strength and durability.



Part No.	Model	WLL (tonnes)	Jaw Opening (mm)	Weight (kg)
RJ-0035	L0.8	0.8	0-15	2
RJ-0036	L1	1.0	0-20	4
RJ-0037	L1.6	1.6	0-25	6.5
RJ-0038	L2.5	2.5	0-30	11
RJ-0039	L2.5(B)	2.5	25-50	11
RJ-0040	L3.2	3.2	0-40	12.5
RJ-0041	L3.2(B)	3.2	30-60	12.5
RJ-0042	L5	5.0	0-50	19
RJ-0043	L5(B)	5.0	50-80	20
RJ-0044	L10	10.0	20-100	43

Deseen International

Lifting clamps

LA 系列横吊钢板起重钳

LA HORIZONTAL PLATE CLAMP

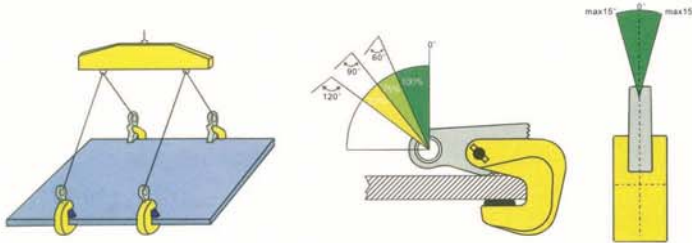


额定载荷：1.0-10 吨

Working load limit(WLL)1.0-10T

- 用途：适用于钢板、结构体的水平吊运
- 采用优质低碳合金钢制造
- 吊运过程中不得碰撞被吊物
- 额定载荷是指吊钳成对使用、吊点夹角为 60度时允许起吊的最大重量，吊装作业中4只配套使用

- Suitable for lifting and transport of steel plates, construction and profiled bar in horizontal position.
- Manufactured from high quality carbon steel.
- Avoid snatch or shock loading.
- The working load limit is the maximum load that the clamp are authorized to support when used in pairs with a lift angle of 60°. In lifting operations the clamps can be used in pairs or multiples.



Part No.	Model	WLL (tonnes)	Jaw Opening (mm)	Weight (kg)
RJ-0045	LA1	1.0	0-30	4
RJ-0046	LA2	2.0	0-50	5.5
RJ-0047	LA3.2	3.2	0-60	8
RJ-0048	LA5	5.0	10-80	11.5
RJ-0049	LA6	6.0	10-100	14.5
RJ-0050	LA10	10.0	20-120	30

PDB 系列横吊钢板起重钳

PDB HORIZONTAL PLATE CLAMP

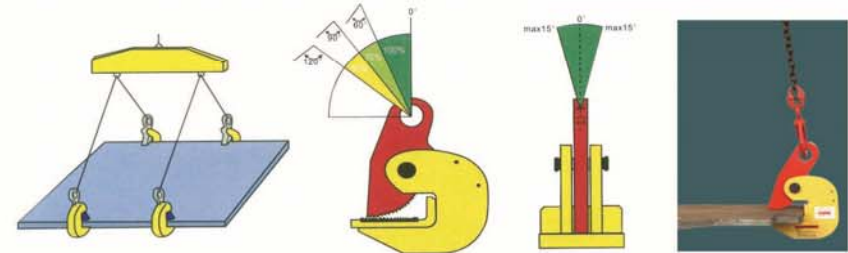


额定载荷：0.8-30 吨

Working load limit(WLL)0.8-30T

- 用途：适用于钢板、水平吊运
- 采用优质低碳合金钢制造
- 吊运过程中不得碰撞被吊物
- 额定载荷是指吊钳成对使用、吊点夹角为60度时允许起吊的最大重量，吊装作业中4只配套使用

- Suitable for lifting and transport of steel plates, construction and profiled bar in horizontal position.
- Manufactured from high quality carbon steel.
- Avoid snatch or shock loading.
- The working load limit is the maximum load that the clamp are authorized to support when used in pairs with a lift angle of 60°. In lifting operations the clamps can be used in pairs or multiples.



Part No.	Model	WLL (tonnes)	Jaw Opening (mm)	Weight (kg)
RJ-0051	PDB0.8	0.8	0-25	2.5
RJ-0052	PDB1	1.0	0-30	3.5
RJ-0053	PDB1.6	1.6	0-30	4
RJ-0054	PDB2	2.0	0-40	5
RJ-0055	PDB3.2	3.2	0-45	6
RJ-0056	PDB4	4.0	0-50	6.5
RJ-0057	PDB5	5.0	0-55	7.5
RJ-0058	PDB6	6.0	0-65	10.5
RJ-0059	PDB6(B)	6.0	0-130	22
RJ-0060	PDB8	8.0	0-100	22
RJ-0061	PDB10	10.0	0-125	33
RJ-0062	PDB16	16.0	50-150	50
RJ-0063	PDB30	30.0	100-270	108

Deseen International

Lifting clamps

PPD 系列横吊钢板起重钳

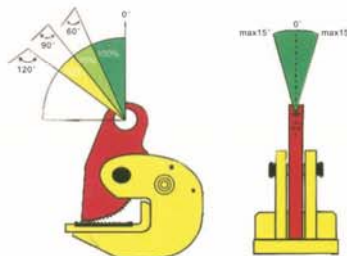
PPD HORIZONTAL PLATE CLAMP



额定载荷：0.8-30 吨

Working load limit(WLL)0.8-30T

- 用途：适用于钢板、水平吊运
 - 采用优质低碳合金钢制造
 - 吊运过程中不得碰撞被吊物
 - 额定载荷是指吊钳成对使用、吊点夹具为60度时允许起吊的最大重量，吊装作业中4只配套使用
 - 可更换齿板，带有安全释放按钮
- Suitable for lifting and transport of steel plates, construction and profiled bar in horizontal position.
 - Manufactured from high quality carbon steel.
 - Avoid snatch or shock loading.
 - The working load limit is the maximum load that the clamp are authorized to support when used in pairs with a lift angle of 60°.
 - In lifting operations the clamps can be used in pairs or multiples.
 - The screw jaw of the body can be changed, also have a safety button.



Part No.	Model	WLL (tonnes)	Jaw Opening (mm)	Weight (kg)
RJ-0064	PPD0.8	0.8	0-25	2.5
RJ-0065	PPD1	1.0	0-30	3.5
RJ-0066	PPD1.6	1.6	0-30	4
RJ-0067	PPD2	2.0	0-40	5
RJ-0068	PPD3.2	3.2	0-45	6
RJ-0069	PPD4	4.0	0-50	6.5
RJ-0070	PPD5	5.0	0-55	7.5
RJ-0071	PPD6	6.0	0-65	10.5
RJ-0072	PPD6	6.0	0-130	22
RJ-0073	PPD8	8.0	0-100	22
RJ-0074	PPD10	10.0	0-125	33
RJ-0075	PPD16	16.0	50-150	50
RJ-0076	PPD30	30.0	100-270	108

PDQ 系列单板钢板起重钳

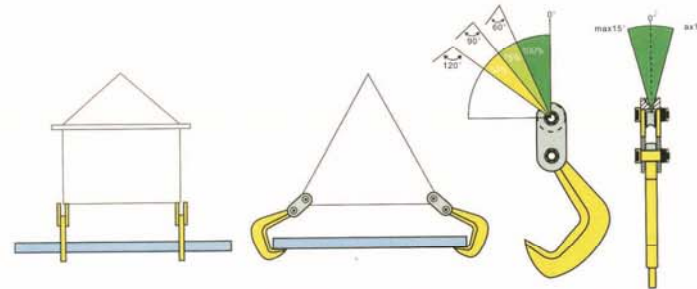
PDQ SINGLE STEEL PLATE CLAMP



额定载荷：1-20 吨

Working load limit(WLL)1-20T

- 用途：单块或多块钢板的水平吊运
 - 采用优质低碳合金钢制造
 - 必须与平衡梁配套使用，吊运过程中不得碰撞被吊物
 - 上部滚轮设计，避免钢丝绳损伤
 - 额定载荷是指吊钳成对使用、吊点夹具为60度时允许起吊的最大重量，吊装作业中4只配套使用可自动脱钩
- Suitable for lifting and transport single or multi steel plates.
 - Manufactured from high quality carbon steel.
 - Avoid snatch or shock loading. Lifting beam must be in use.
 - The roller at the head of the hook will not damage the sling rope.
 - The working load limit is the maximum load that the clamps are authorized to support when used in pairs with a lift angle of 60°.
 - In lifting operations four clamps must at least always be used. Automatic unloading.



Part No.	Model	WLL (tonnes)	Jaw Opening (mm)	Weight (kg)
RJ-0077	PDQ1	1.0	0-50	3
RJ-0078	PDQ2	2.0	0-60	5
RJ-0079	PDQ3.2	3.2	0-90	12
RJ-0080	PDQ5	5.0	0-120	17
RJ-0081	PDQ8	8.0	0-130	25
RJ-0082	PDQ10	10.0	0-150	30
RJ-0083	PDQ12	12.0	0-150	32
RJ-0084	PDQ20	20.0	0-250	69

Deseen International

Lifting clamps

QS 系列双板钢板起重钳

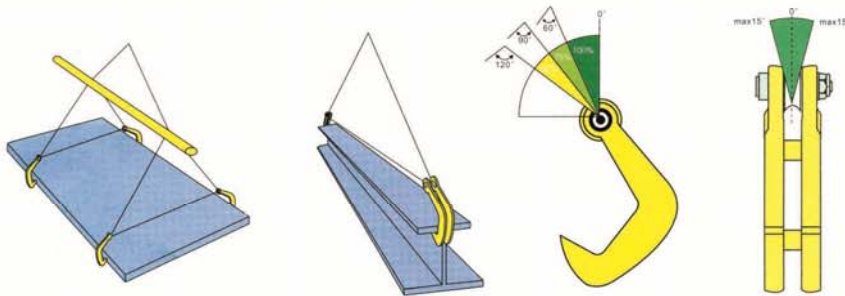
QS DOUBLE STEEL PLATE CLAMP



荷载范围：1-7吨

Working load limit(WLL)1-7T

- 用途：适用于钢板,(H、I、T、L形) 构造物等的水平吊运
 - 采用优质低碳合金钢制造
 - 吊运过程中不得碰撞被吊物
 - 上部滚轮设计，避免钢丝绳损伤
 - 额定载荷是指吊钳成对使用、吊点夹具为60度时允许起吊的最大重量，吊装作业中两只或4只配套使用
 - 尖端呈锐角形，容易插入狭小间隙
- Clamp for the horizontal lifting of "H","I","T","L" shaped structured steel and plate steel.
 - Manufactured from high quality carbon steel.
 - Avoid snatch or shock loading.
 - The roller at the head of the hook will not damage the sling rope.
 - The working load limit is the maximum load that the clamp are authorized to support when used in pairs with a lift angle of 60° .In lifting operations the clamps can be used in pairs or multiples.
 - The sharp hook point is effective when inserting into a small clearance.



Part No.	Model	WLL (tonnes)	Jaw Opening (mm)	Weight (kg)
RJ-0093	QS1	1.0	0-40	2
RJ-0094	QS2	2.0	0-50	3.5
RJ-0095	QS3.2	3.2	0-60	6
RJ-0096	QS5	5.0	0-70	14.5
RJ-0097	QS7	7.0	0-90	22

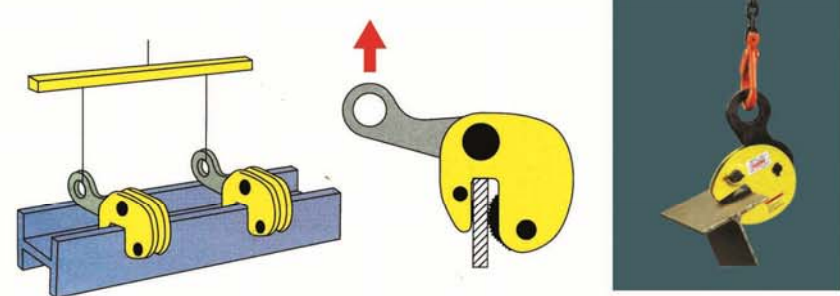
YDG 系列钢梁堆放起重钳

YDG GIRDER STACKING CLAMP

额定载荷：1-2吨

Working load limit(WLL)1-2T

- 用途：适用于吊运工字钢，钢结构件的水平吊运
 - 可用于 H 型钢的堆积，平移
 - 采用优质低碳合金钢制造
 - 吊运过程中不得碰撞被吊物
- Clamp for the horizontal lifting of steel structures (also can be used for any structured steels).
 - Manufactured from high quality carbon steel.
 - Avoid snatch or shock loading.
 - H-beam lying on the their sides can be lifting and handled horizontally.



Part No.	Model	WLL (tonnes)	Jaw Opening (mm)	Weight (kg)
RJ-0098	YDG1	1.0	0-24	7
RJ-0099	YDG2	2.0	0-30	11

Deseen International

Lifting clamps

DFQ 系列翻转起重钳

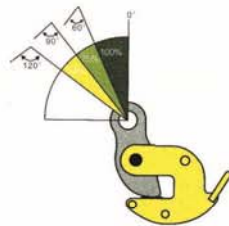
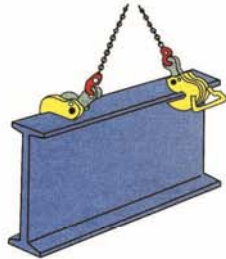
DFQ TURN CLAMP



荷载范围：1.5-20 吨

Working load limit(WLL)1.5-20T

- 用途：适用于钢板的水平吊运及钢板和型钢的翻转
 - 小型，轻便，操作简便
 - 单只翻转钳允许起吊的最大重量为额定载荷，吊装作业中可单只使用，水平吊运时必须加横梁
- For lifting and turn steel plate
 - From a mechanics point of view,these clamps have ideal designs, which are compact,lightweight,easy to use.
 - The working load limited is applied in one piece,during lifting single could be in use for horizontal lifting and transport.



Part No.	Model	WLL (tonnes)	Jaw Opening (mm)	Weight (kg)
RJ-0100	DFQ1.5	1.5	0-20	5
RJ-0101	DFQ2.5	2.5	0-30	9
RJ-0102	DFQ5	5.0	0-40	20
RJ-0103	DFQ8	8.0	0-50	26
RJ-0104	DFQ10	10.0	0-60	31
RJ-0105	DFQ16	16.0	20-120	60
RJ-0106	DFQ20	20.0	60-160	80

DFM 系列模锻翻转起重钳

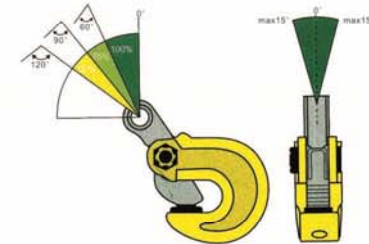

DFM TURN CLAMP



额定载荷：1-10 吨

Working load limit(WLL)1-10T

- 用途：适用于钢板的水平吊运及钢板和型钢的翻转
 - 小型，轻便，操作简便
 - 单只翻转钳允许起吊的最大重量为额定载荷，吊装作业中可单只使用，水平吊运时必须加横梁
 - 主要部件全部为合金钢模具锻造而成，并经过热处理，保证产品具有高强度和耐久性
- For lifting and turn steel plate
 - From a mechanics point of view,these clamps have ideal designs,which are compact,lightweight,easy to use.
 - The main body and parts are made from die-forged special alloy steels, which are optimally tempered for maximum strength and durability.
 - The working load limited is applied in one piece,during lifting single could be in use for horizontal lifting and transport.



Part No.	Model	WLL (tonnes)	Jaw Opening (mm)	Weight (kg)
RJ-0107	DFM1	1.0	0-15	2.7
RJ-0108	DFM2	2.0	0-20	5.6
RJ-0109	DFM3	3.0	0-30	8
RJ-0110	DFM5	5.0	0-60	13.4
RJ-0111	DFM10	10.0	0-80	26

Deseen International

Lifting clamps

DCQ 系列双板钢板起重钳

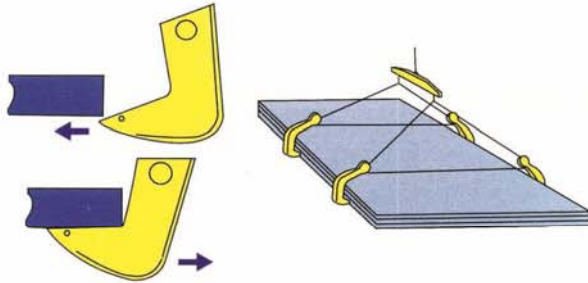
DCQ DOUBLE STEEL PLATE CLAMP



荷载范围：4-10 吨

Working load limit(WLL)4-10T

- 用途：单块或多块钢板的水平吊运
 - 采用优质低碳合金钢制造
 - 必须与平衡梁配套使用，吊运过程中不得碰撞被吊物
 - 上部滚轮设计，避免钢丝绳损伤
 - 额定载荷是指吊钳成对使用、吊点夹角为60度时允许起吊的最大重量，吊装作业中4只配套使用
 - 可自动脱钩
- Suitable for lifting and transport single or multi steel plates.
 - Manufactured from high quality carbon steel.
 - Avoid snatch or shock loading. Lifting beam must be in use.
 - The roller at the head of the hook will not damage the sling rope.
 - The working load limit is the maximum load that the clamps are authorized to support when used in pairs with a lift angle of 60° . In lifting operations four clamps must at least always be used.
 - Automatic unloading.



Part No.	Model	WLL (tonnes)	Jaw Opening (mm)	Weight (kg)
RJ-0112	DCQ4	4.0	0-100	9
RJ-0113	DCQ6	6.0	0-120	14
RJ-0114	DCQ8	8.0	0-160	25
RJ-0115	DCQ10	10.0	0-210	38

LC 系列型钢板起重钳

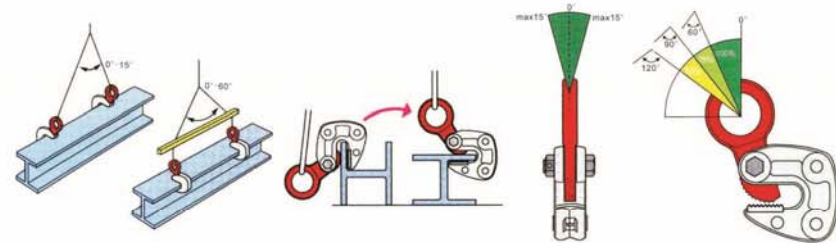
LC HORIZONTAL PLATE CLAMP



额定载荷：1-3 吨

Working load limit(WLL)1-3T

- 用途：适用于吊运型钢（H、I、T、L形）构造物等
 - 小型，轻便，操作简便
 - 主要部件全部为合金钢模具锻造而成，并经过热处理，保证产品具有高强度和耐久性
- Clamp for the horizontal lifting of "H", "I", "T", "L" shaped structured steel.
 - From a mechanics point of view, these clamps have ideal designs, which are compact, lightweight, easy to use.
 - The main body and parts are made from die-forged special alloy steels, which are optimally tempered for maximum strength and durability.



Part No.	Model	WLL (tonnes)	Jaw Opening (mm)	Weight (kg)
RJ-0116	LC1	1.0	0-13	2
RJ-0117	LC2	2.0	0-22	4.5
RJ-0118	LC3	3.0	3-35	8.9

Deseen International

Lifting clamps

THKS/THK 系列横吊钢板起重钳

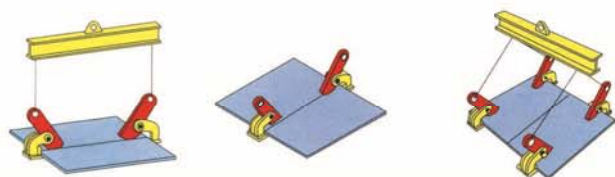
THKS/THK HORIZONTAL PLATE CLAMP



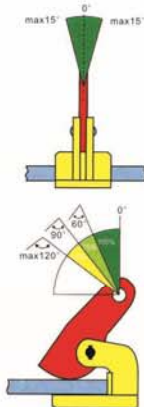
额定载荷：0.5-10 吨

Working load limit(WLL)0.5-10T

- 用途：适用于钢板水平吊运
- 紧凑的外形设，相对较轻的质量并具有高强度
- 必须成对使用
- THK有较大的开口度
- For horizontal lifting and transporting of steel plates.
- The compact shape and relative light own weight with a high lifting capacity.
- The THK/THKS lifting clamps must always be used in pairs (or multiples thereof).
- THK has an enlarged jaw opening.



Part No.	Model	WLL (tonnes)	Jaw Opening (mm)	Weight (kg)
RJ-0127	THKS0.5	0.5	0-35	2.4
RJ-0128	THKS1	1.0	0-60	6
RJ-0129	THKS1.5	1.5	0-60	6.5
RJ-0130	THKS2	2.0	0-60	7.5
RJ-0131	THKS3	3.0	0-60	10
RJ-0132	THKS4	4.0	0-60	11.5
RJ-0133	THKS5	5.0	0-60	15.5
RJ-0134	THKS10	10.0	0-60	23
RJ-0135	THK1	1.0	0-100	7
RJ-0136	THK1.5	1.5	0-100	7.5
RJ-0137	THK2	2.0	0-100	9.5
RJ-0138	THK3	3.0	0-100	12
RJ-0139	THK4	4.0	0-100	14.5
RJ-0140	THK5	5.0	0-100	20
RJ-0141	THK10	10.0	0-100	22



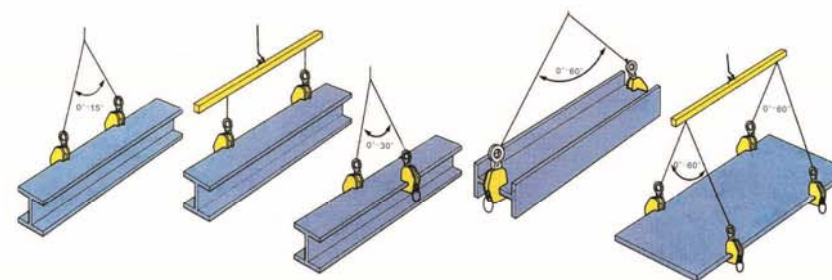
TMG 系列锁紧式水平钢板起重钳

TMG HORIZONTAL CLAMP WITH LOCK DEVICE

额定载荷：0.8-1.6 吨

Working load limit(WLL)0.8-1.6T

- 用途：适用于窄型型钢和钢结构件等的水平吊运
- 采用优质低碳合金钢制造
- 吊运过程中不得碰撞被吊物
- 弹簧安全锁紧装置
- Suitable for horizontally lifting narrow L-shaped steel and various iron structures
- Manufactured from high quality carbon steel.
- Avoid snatch or shock loading.
- The spring-load tightening lock mechanism assures a positive initial clamp force.



Part No.	Model	WLL (tonnes)	Jaw Opening (mm)	Weight (kg)
RJ-0142	TMG0.8	0.8	20-53	8
RJ-0143	TMG1.6	1.6	15-45	13

Deseen International

Lifting clamps

THC 系列钢管吊钩

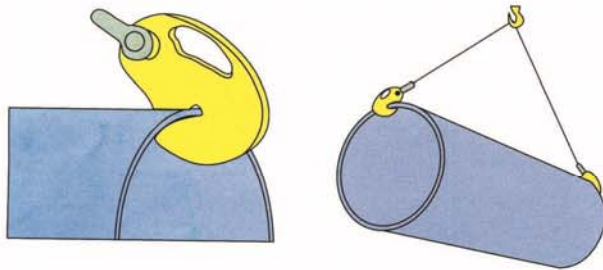
THC PIPE HOOK



荷载范围：0.5-2 吨

Working load limit(WLL)0.5-2T

- 用途：适用于钢管及钢管制品的吊运
 - 小巧，轻便，合金钢锻造
 - 安装后无荷载状态下，放手也不易脱落
- Hook designed for lifting and handing of steel pipes and pipes made from a variety of materials.
 - The hooks are made of special steel, which are precisely tempered for extra strength and durability.
 - When mounted onto the pipe. This hook will not fall off when the operator releases his hand from the hook.



Part No.	Model	WLL (tonnes)	Jaw Opening (mm)	Weight (kg)
RJ-0156	THC0.5	0.5	16	0.5
RJ-0157	THC1	1.0	19	1.0
RJ-0158	THC2	2.0	24	2.1

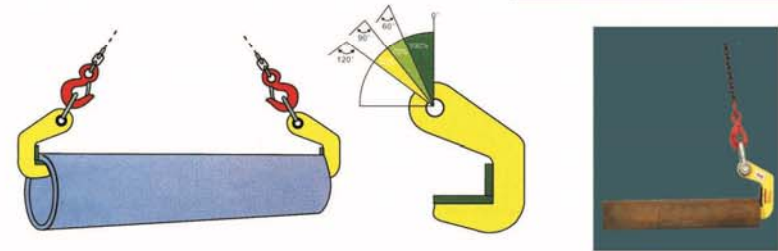
TPH 系列无痕迹钢管吊钩

TPH PIPE PLATE CLAMP

额定载荷：1.5-18 吨

Working load limit(WLL)1.5-18T

- 用途：适用于钢管，圆管，水泥管等的水平吊运
 - 小巧，轻便，同时具有高强度
 - 表面配有特殊复合材料
 - 吊运时必须成对使用
 - 复合材料替换简便
- For horizontal lifting and transporting of steel and concrete pipes.
 - Compact shapes and relatively low own weight with a high lifting capacity.
 - The surface is equipped with "special" plastic.
 - The TPH will be delivered per pair.
 - Plastic cover is easy to change.



Part No.	Model	WLL (tonnes)	Jaw Opening (mm)	Weight (kg)
RJ-0159	TPH1.5	1.5	40	1.5
RJ-0160	TPH3	3.0	40	2
RJ-0161	TPH4	4.0	50	2.8
RJ-0162	TPH6	6.0	50	3.2
RJ-0163	TPH8	8.0	70	5
RJ-0164	TPH12	12.0	70	13
RJ-0165	TPH16	16.0	70	15.8
RJ-0166	TPH18	18.0	70	22

Deseen International

Lifting clamps

YGC 系列钢轨吊钳

YGC RAIL CLAMP



荷载范围：1-3吨

Working load limit(WLL)1-3T

- 用途：适用于钢轨吊运
- 小巧，轻便，安全
- 带有安全锁紧装置
- For lifting and handing of rails.
- They are extremely easy and simple to use and make for safe lifting.
- Available with automatic open/close device.



Part No.	Model	WLL (tonnes)	Jaw Opening (mm)	Weight (kg)
RJ-0167	YGC1	1.0	20-100	8
RJ-0168	YGC3	3.0	110-135	22

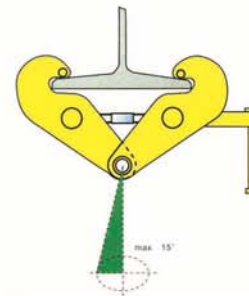
YS/YC 系列工字钢夹钳(带卸扣)

YS/YC BEAM CLAMP

额定载荷：1-10吨

Working load limit(WLL)1-10T

- 用途：固定于螺旋钢上支撑和起吊葫芦设备
- 采用优质低碳合金钢制造
- 逆时针螺旋旋轴，松开钳口，如图夹入工字钢下缘，顺时针螺旋旋轴，夹紧即可
- 卸扣一体式设计
- 严禁超载使用
- Provides a quick and versatile rigging point for hoisting equipment, pulley blocks or loads.
- Manufactured from low-carbon high grade alloy steel.
- Lock the spindle counter-clockwise and loosen the clamp opening. Clamp the inferior border of I-steel as the picture. Lock the spindle clockwise to clamp tightly.
- The shackle is designed together with the body.
- Forbidding overload



Part No.	Model	WLL (tonnes)	Jaw Opening (mm)	Weight (kg)
RJ-0169	YS/YC1	1.0	75-220	3.8/4.2
RJ-0170	YS/YC2	2.0	75-220	4.6/4.8
RJ-0171	YS/YC3	3.0	80-320	9.0/9.2
RJ-0172	YS/YC5	5.0	80-320	11.0/11.2
RJ-0173	YS/YC10	10.0	90-320	16.0/16.2

Deseen International

Lifting clamps

HWG 系列手动绞盘机

HWG MANUAL WINCH



额定载荷：1200-2600 磅

Working load limit(WLL)1200LB-2600LB

- 用途：适用于垂直提升，水平或倾斜拽引重物
- 采用优质低碳合金钢制造
- 坚固耐用
- 手柄设计，易于操作
- 棘爪设计，安全可靠
- 摩擦片设计
- Robust-easy to use design
- Free spooling release catch
- Smooth operation
- Automatic brake
- Rapid winding facility
- Adjustable crank length for maximum mechanical advantage
- High quality gears and breaking mechanisms

Part No.	Model	Rated Capacity (lb)	Test load (KN)	Transmission ratio	Hand operated strength(N)	N.W(no wire rope) (kg)
RJ-0174	HWG12	1200	8	4.2:1	180	3.7
RJ-0175	HWG18	1800	12	5:1	190	8.1
RJ-0176	HWG26	2600	17.5	10:1	190	10.3

MT 系列木板夹

MT PALLET CLAMP



额定载荷：1-3 吨

Working load limit(WLL)1-3T

- 用途：适用于木托的横向拖运
- 可用叉车进行拖运
- 小型，轻便，操作简便
- For pulling loaded pallets, heavy crtes.
- Be picked up with forklift truck.
- Variable jaw width grabs pallet securely and automati-cally Releases.
- From a mechnics point of view,these clamps have ideal designs,which are compact, lightweight,easy to use.

Part No.	Model	WLL (tonnes)	Jaw Opening (mm)	Weight (kg)
RJ-0177	MT1	1.0	30-100	5
RJ-0178	MT1.5	1.5	30-180	8.5
RJ-0179	MT2	2.0	30-200	11
RJ-0180	MT3	3.0	30-200	15

STC 系列螺旋锁紧钳

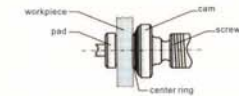
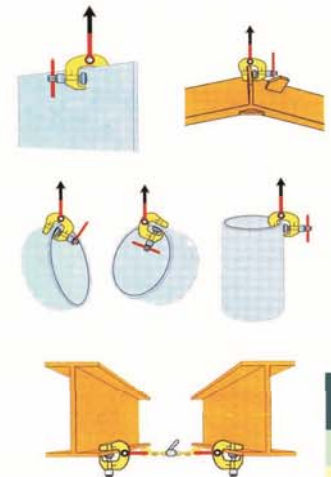
STC SCREW CAM CLAMP



额定载荷：1.5-3吨

Working load limit(WLL)1.5-3T

- 用途：大型钢结构件和钢材的垂直和水平吊运
- 与手扳工具配合使用可以拉动大型金属件进行精确定位与排列，特别适合建筑领域
- 超强夹持力，不易松脱
- 所有部件都经过锻造而成，经久耐用
- Suitable for lifting of a large variety of different shaped steel, ranging from steel plates and structured steel to curved and spherical shaped steels.
- They are designed to be used in conjunction with ratchet lever hoists to align steel structures or fabrications.They are ideally suited for the construction industry.
- super strong holding force, is not easy to loose.
- forged steel parts for high strength and durability



When under the initial tightening force



When under load



Part No.	Model	WLL (tonnes)	Jaw Opening (mm)	Weight (kg)
RJ-0181	STC1.5	1.5	0-32	4
RJ-0182	STC3	3.0	0-50	6

Deseen International

Lifting clamps

CD 系列竖吊钢板起重钳

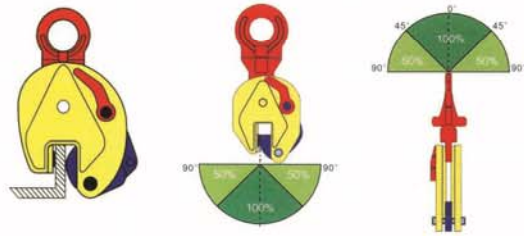
CD VERTICAL PLATE CLAMP



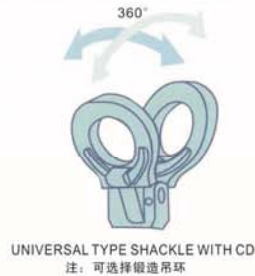
额定载荷：0.8-30 吨

Working load limit(WLL)0.8-30T

- 用途：适用于钢板的横向，垂直等角度吊运
- 配有铰接吊环（CD 型）
- 配有弹簧锁紧装置，确保不滑落
- 采用优质低碳合金钢制造
- 吊运过程中不得碰撞被吊物
- For lifting and transporting of steel plates and structures from all positions (horizontal, vertical and sidelong).
- Articulated lifting shackle (CD type).
- Clamps are equipped with a safety mechanism, ensuring the clamp does not slip when lifting force is applied and when as in open position. The clamp is locked in closed as well as in open position.
- Manufactured from high quality carbon steel.
- Forbidding overload



Part No.	Model	WLL (tonnes)	Jaw Opening (mm)	Weight (kg)
RJ-0001	CD0.8	0.8	0-15	2
RJ-0002	CD1	1.0	0-15	4
RJ-0003	CD1(B)	1.0	0-20	5
RJ-0004	CD1.6	1.6	0-20	7
RJ-0005	CD2	2.0	0-25	8
RJ-0006	CD3.2	3.2	0-25	15
RJ-0007	CD3.2(B)	3.2	0-30	15
RJ-0008	CD5	5.0	0-30	21
RJ-0009	CD5(B)	5.0	0-50	23
RJ-0010	CD8	8.0	0-45	37
RJ-0011	CD12	12.0	0-70	50
RJ-0012	CD16	16.0	60-100	65
RJ-0013	CD30	30.0	80-220	120



CDD 系列竖吊钢板起重钳

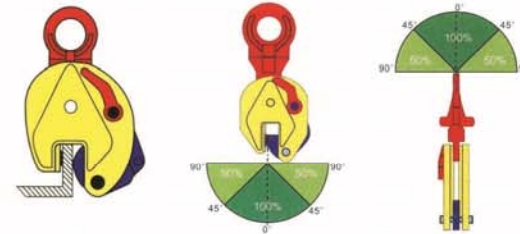
CDD VERTICAL PLATE CLAMP



额定载荷：0.8-1.6 吨

Working load limit(WLL)0.8-1.6T

- 用途：专为小型工件的吊运设计
- 配有铰接吊环
- 配有弹簧锁紧装置，确保不滑落
- 采用优质低碳合金钢制造
- CDD 0.8T 可吊运油桶
- 吊运过程中不得碰撞被吊物
- Specially designed for the transfer of small profiles.
- Articulated lifting shackle.
- The clamp is fitted with a locking device for both open and closed positions, which ensures complete safety.
- Manufactured from high quality carbon steel.
- The CDD 0.8T can be used for lifting drums.
- The clamp is locked in closed as well as in open position.



UNIVERSAL TYPE SHACKLE WITH CD
注：可选择锻造吊环

Part No.	Model	WLL (tonnes)	Jaw Opening (mm)	Weight (kg)
RJ-0014	CDD0.8	0.8	0-15	2
RJ-0015	CDD1.6	1.6	0-20	7

Deseen International

Lifting clamps

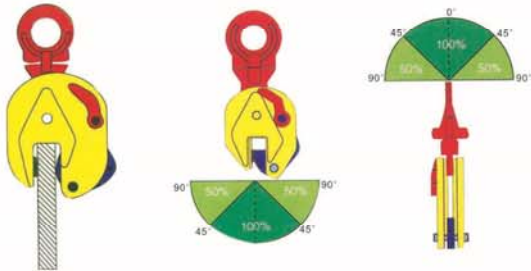
CDK 系列厚板竖吊钢板起重钳

CDK VERTICAL PLATE CLAMP



额定载荷：0.8-5 吨
Working load limit(WLL)0.8-5T

- 用途：适用于厚型板材的横向，垂直等角度吊运
- 配有铰接吊环
- 配有弹簧锁紧装置，确保不滑落
- 采用优质低碳合金钢制造
- 吊运过程中不得碰撞被吊物
- For lifting and transporting of thick steel plates.
- Articulated lifting shackle.
- The clamp is fitted with a locking device for both open and closed positions, which ensures complete safety. The clamp is locked in closed as well as in open position.
- Manufactured from high quality carbon steel.
- During the hoist, hung articles are forbidden collision



Part No.	Model	WLL (tonnes)	Jaw Opening (mm)	Weight (kg)
RJ-0016	CDK0.8	0.8	15-30	2
RJ-0017	CDK1.6	1.6	20-40	7
RJ-0018	CDK3.2	3.2	25-50	15
RJ-0019	CDK4.5	4.5	25-50	15
RJ-0020	CDK5	5.0	36-60	23



UNIVERSAL TYPE SHACKLE WITH CD
注：可选择锻造吊环

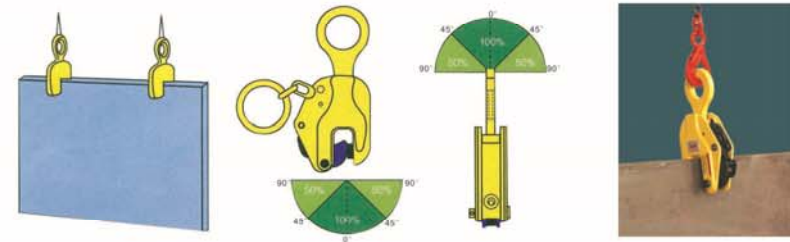
CDH 系列竖吊钢板起重钳

CDH VERTICAL PLATE CLAMP



额定载荷：0.8-30 吨
Working load limit(WLL)0.8-30T

- 用途：适用于钢板和钢结构的垂直吊运
- 配有弹簧锁紧装置，确保不滑落
- 采用优质低碳合金钢制造
- 吊运过程中不得碰撞被吊物
- 齿板由特殊合金钢，经过高温淬火，大大提升了强度和耐久性
- Standard design clamp for vertical lifting of steel plates and steel structures. The spring-loaded tightening lock mechanism assures a positive initial clamping force.
- Clamp are equipped with a safety mechanism, ensuring the clamp does not slip when lifting force is applied and when load is being lowered.
- The clamp is locked in closed as well as in open position.
- High-frequency quenching of die-forged special alloy steels gives greater durability to the cam.



Part No.	Model	WLL (tonnes)	Jaw Opening (mm)	Weight (kg)
RJ-0021	CDH0.8	0.8	0-16	2.8
RJ-0022	CDH1	1.0	0-22	3.6
RJ-0023	CDH2	2.0	0-30	5.5
RJ-0024	CDH3.2	3.2	0-40	10
RJ-0025	CDH5	5.0	0-50	17
RJ-0026	CDH8	8.0	0-60	26
RJ-0027	CDH10	10.0	0-80	32
RJ-0028	CDH12	12.0	0-90	48
RJ-0029	CDH16	16.0	60-125	80
RJ-0030	CDH30	30.0	80-220	125

Deseen International

Lifting clamps

SCDH 系列模锻钢板起重钳

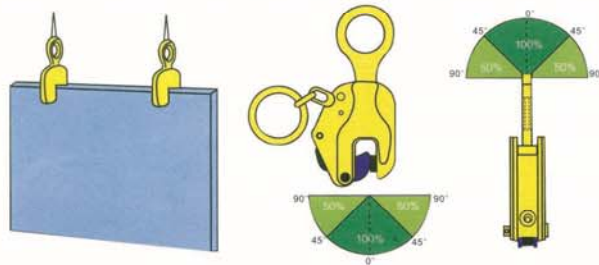
SCDH VERTICAL PLATE CLAMP



额定载荷：1-5 吨

Working load limit(WLL)1-5T

- 用途：适用于钢板和钢结构的垂直吊运
- 配有弹簧锁紧装置，确保不滑落
- 主要部件均有特种合金钢经过高温模具锻造而成，具有高强度和耐久性
- 齿板由特殊合金钢，经过高温淬火，大大提升了强度和耐久性
- 吊运过程中不得碰撞被吊物
- Standard design clamp for vertical lifting of steel plates and steel structures.
- The spring-loaded tightening lock mechanism assures a positive initial clamping force.
- Clamps are equipped with a safety mechanism, ensuring the clamp does not slip when lifting force is applied and when load is being lowered.
- The main body and the shackle are made of die-forged special alloy steel, which are optimally tempered for maximum strength and durability.
- High-frequency quenching of die-forged special alloy steels gives greater durability to the cam.



Part No.	Model	WLL (tonnes)	Jaw Opening (mm)	Weight (kg)
RJ-0031	SCDH1	1.0	0-22	4.3
RJ-0032	SCDH2	2.0	0-32	7.2
RJ-0033	SCDH3	3.0	0-40	10.7
RJ-0034	SCDH5	5.0	0-50	17.3

L 系列横吊钢板起重钳

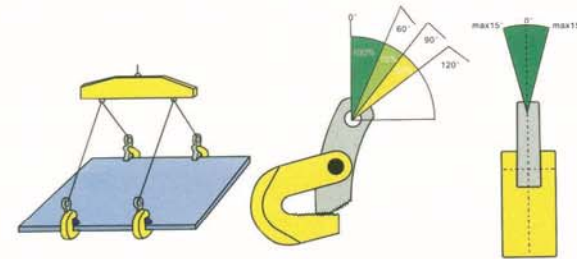
L HORIZONTAL PLATE CLAMP



额定载荷：0.8-10 吨

Working load limit(WLL)0.8-10T

- 用途：适用于钢板、建筑和型材的水平吊运
- 采用优质低碳合金钢制造
- 吊运过程中不得碰撞被吊物
- 额定载荷是指吊钳成对使用、吊点夹角为60度时允许起吊的最大重量，吊装作业中两只或4只配套成组使用
- 主要部件全部为合金钢模具锻造而成，并经过热处理，保证产品具有高强度和耐久性
- Suitable for lifting and transport of steel plates, construction and profiled bar in horizontal position.
- Manufactured from high quality carbon steel.
- Avoid snatch or shock loading.
- The working load limit is the maximum load that the clamp are authorized to support when used in pairs with a lift angle of 60°. In lifting operations the clamps can be used in pairs or multiples.
- The main body and parts are made from die-forged special alloy steels, which are optimally tempered for maximum strength and durability.



Part No.	Model	WLL (tonnes)	Jaw Opening (mm)	Weight (kg)
RJ-0035	L0.8	0.8	0-15	2
RJ-0036	L1	1.0	0-20	4
RJ-0037	L1.6	1.6	0-25	6.5
RJ-0038	L2.5	2.5	0-30	11
RJ-0039	L2.5(B)	2.5	25-50	11
RJ-0040	L3.2	3.2	0-40	12.5
RJ-0041	L3.2(B)	3.2	30-60	12.5
RJ-0042	L5	5.0	0-50	19
RJ-0043	L5(B)	5.0	50-80	20
RJ-0044	L10	10.0	20-100	43

Deseen International

Lifting clamps

LA 系列横吊钢板起重钳

LA HORIZONTAL PLATE CLAMP

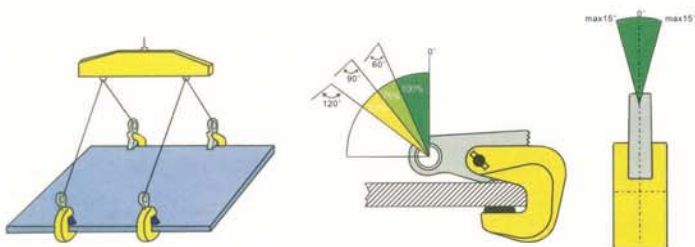


额定载荷：1.0-10 吨

Working load limit(WLL)1.0-10T

- 用途：适用于钢板、结构体的水平吊运
- 采用优质低碳合金钢制造
- 吊运过程中不得碰撞被吊物
- 额定载荷是指吊钳成对使用、吊点夹角为 60度时允许起吊的最大重量，吊装作业中4只配套使用

- Suitable for lifting and transport of steel plates, construction and profiled bar in horizontal position.
- Manufactured from high quality carbon steel.
- Avoid snatch or shock loading.
- The working load limit is the maximum load that the clamp are authorized to support when used in pairs with a lift angle of 60°. In lifting operations the clamps can be used in pairs or multiples.



Part No.	Model	WLL (tonnes)	Jaw Opening (mm)	Weight (kg)
RJ-0045	LA1	1.0	0-30	4
RJ-0046	LA2	2.0	0-50	5.5
RJ-0047	LA3.2	3.2	0-60	8
RJ-0048	LA5	5.0	10-80	11.5
RJ-0049	LA6	6.0	10-100	14.5
RJ-0050	LA10	10.0	20-120	30

PDB 系列横吊钢板起重钳

PDB HORIZONTAL PLATE CLAMP

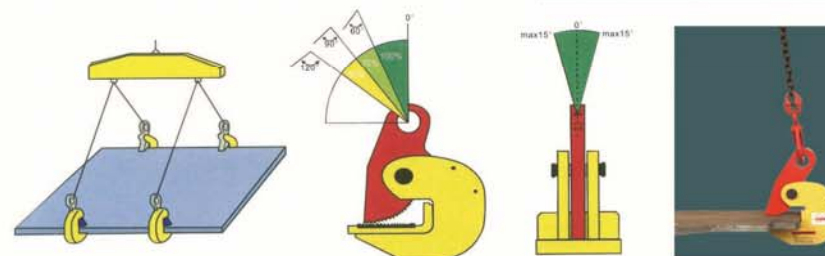


额定载荷：0.8-30 吨

Working load limit(WLL)0.8-30T

- 用途：适用于钢板、水平吊运
- 采用优质低碳合金钢制造
- 吊运过程中不得碰撞被吊物
- 额定载荷是指吊钳成对使用、吊点夹角为60度时允许起吊的最大重量，吊装作业中4只配套使用

- Suitable for lifting and transport of steel plates, construction and profiled bar in horizontal position.
- Manufactured from high quality carbon steel.
- Avoid snatch or shock loading.
- The working load limit is the maximum load that the clamp are authorized to support when used in pairs with a lift angle of 60°. In lifting operations the clamps can be used in pairs or multiples.



Part No.	Model	WLL (tonnes)	Jaw Opening (mm)	Weight (kg)
RJ-0051	PDB0.8	0.8	0-25	2.5
RJ-0052	PDB1	1.0	0-30	3.5
RJ-0053	PDB1.6	1.6	0-30	4
RJ-0054	PDB2	2.0	0-40	5
RJ-0055	PDB3.2	3.2	0-45	6
RJ-0056	PDB4	4.0	0-50	6.5
RJ-0057	PDB5	5.0	0-55	7.5
RJ-0058	PDB6	6.0	0-65	10.5
RJ-0059	PDB6(B)	6.0	0-130	22
RJ-0060	PDB8	8.0	0-100	22
RJ-0061	PDB10	10.0	0-125	33
RJ-0062	PDB16	16.0	50-150	50
RJ-0063	PDB30	30.0	100-270	108

Deseen International

Lifting clamps

PPD 系列横吊钢板起重钳

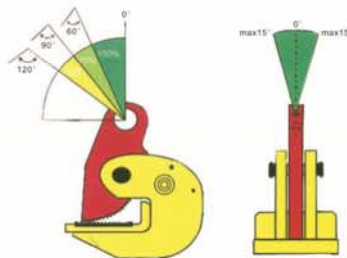
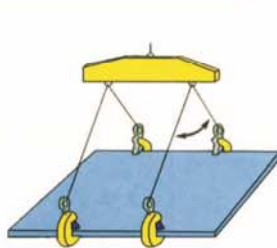
PPD HORIZONTAL PLATE CLAMP



额定载荷：0.8-30 吨

Working load limit(WLL)0.8-30T

- 用途：适用于钢板、水平吊运
 - 采用优质低碳合金钢制造
 - 吊运过程中不得碰撞被吊物
 - 额定载荷是指吊钳成对使用、吊点夹具为60度时允许起吊的最大重量，吊装作业中4只配套使用
 - 可更换齿板，带有安全释放按钮
- Suitable for lifting and transport of steel plates, construction and profiled bar in horizontal position.
 - Manufactured from high quality carbon steel.
 - Avoid snatch or shock loading.
 - The working load limit is the maximum load that the clamp are authorized to support when used in pairs with a lift angle of 60°.
 - In lifting operations the clamps can be used in pairs or multiples.
 - The screw jaw of the body can be changed, also have a safety button.



Part No.	Model	WLL (tonnes)	Jaw Opening (mm)	Weight (kg)
RJ-0064	PPD0.8	0.8	0-25	2.5
RJ-0065	PPD1	1.0	0-30	3.5
RJ-0066	PPD1.6	1.6	0-30	4
RJ-0067	PPD2	2.0	0-40	5
RJ-0068	PPD3.2	3.2	0-45	6
RJ-0069	PPD4	4.0	0-50	6.5
RJ-0070	PPD5	5.0	0-55	7.5
RJ-0071	PPD6	6.0	0-65	10.5
RJ-0072	PPD6	6.0	0-130	22
RJ-0073	PPD8	8.0	0-100	22
RJ-0074	PPD10	10.0	0-125	33
RJ-0075	PPD16	16.0	50-150	50
RJ-0076	PPD30	30.0	100-270	108

PDQ 系列单板钢板起重钳

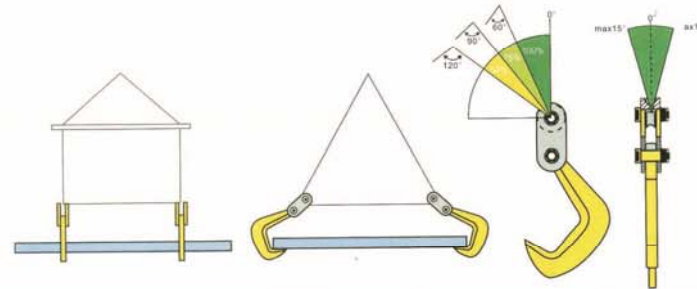
PDQ SINGLE STEEL PLATE CLAMP



额定载荷：1-20 吨

Working load limit(WLL)1-20T

- 用途：单块或多块钢板的水平吊运
 - 采用优质低碳合金钢制造
 - 必须与平衡梁配套使用，吊运过程中不得碰撞被吊物
 - 上部滚轮设计，避免钢丝绳损伤
 - 额定载荷是指吊钳成对使用、吊点夹具为60度时允许起吊的最大重量，吊装作业中4只配套使用可自动脱钩
- Suitable for lifting and transport single or multi steel plates.
 - Manufactured from high quality carbon steel.
 - Avoid snatch or shock loading. Lifting beam must be in use.
 - The roller at the head of the hook will not damage the sling rope.
 - The working load limit is the maximum load that the clamps are authorized to support when used in pairs with a lift angle of 60°.
 - In lifting operations four clamps must at least always be used. Automatic unloading.



Part No.	Model	WLL (tonnes)	Jaw Opening (mm)	Weight (kg)
RJ-0077	PDQ1	1.0	0-50	3
RJ-0078	PDQ2	2.0	0-60	5
RJ-0079	PDQ3.2	3.2	0-90	12
RJ-0080	PDQ5	5.0	0-120	17
RJ-0081	PDQ8	8.0	0-130	25
RJ-0082	PDQ10	10.0	0-150	30
RJ-0083	PDQ12	12.0	0-150	32
RJ-0084	PDQ20	20.0	0-250	69

Deseen International

Lifting clamps

PDK 系列层叠钢板起重钳

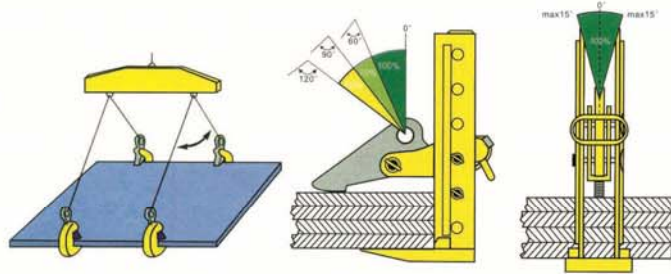
PDK MULTI PLATE CLAMP



额定载荷：3-15 吨

Working load limit(WLL)3-15T

- 用途：适用于多张钢板的水平吊运
 - 采用优质低碳合金钢制造
 - 吊运过程中不得碰撞被吊物
 - 额定载荷是指吊钳成对使用、吊点夹角为 60 度时允许起吊的最大重量，吊装作业中4只配套使用
 - 可以根据被吊运钢板的厚度调节钳舌位置，吊钳和平横梁配套使用
- Suitable for lifting and transport of multi steel plates
 - Manufactured from high quality carbon steel.
 - Avoid snatch or shock loading.
 - The working load limit is the maximum load that the clamp are authorized to support when used in pairs with a lift angle of 60° .In lifting operations the clamps can be used in pairs or multiples.
 - According to the plate can be suspended adjust the thickness of the clamp position of the tongue.



Part No.	Model	WLL (tonnes)	Jaw Opening (mm)	Weight (kg)
RJ-0085	PDK3	3.0	0-180	19
RJ-0086	PDK4.5	4.5	0-240	26
RJ-0087	PDK6	6.0	0-240	40
RJ-0088	PDK8	8.0	0-240	51
RJ-0089	PDK15	15.0	0-240	72

PDL 系列薄板钢板起重钳

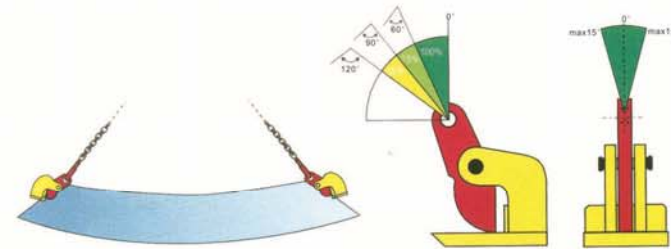
PDL HORIZONTAL PLATE CLAMP



荷载范围：0.8-3.2 吨

Working load limit(WLL)0.8-3.2T

- 用途：适用于薄板水平吊运
 - 采用优质低碳合金钢制造
 - 吊运过程中不得碰撞被吊物
 - 额定载荷是指吊钳成对使用、吊点夹角为60度时允许起吊的最大重量，吊装作业中4只配套使用
- This acts as an additional safety feature specifically for use with thin sheets which may have a tendency to deflect or sag.
 - Manufactured from high quality carbon steel.
 - Avoid snatch or shock loading.
 - The working load limit is the maximum load that the clamp are authorized to support when used in pairs with a lift angle of 60°. In lifting operations the clamps can be used in pairs or multiples.



Part No.	Model	WLL (tonnes)	Jaw Opening (mm)	Weight (kg)
RJ-0090	PDL0.8	0.8	0-30	7.5
RJ-0091	PDL1.6	1.6	0-45	10
RJ-0092	PDL3.2	3.2	0-45	16

Deseen International

Lifting clamps

QS 系列双板钢板起重钳

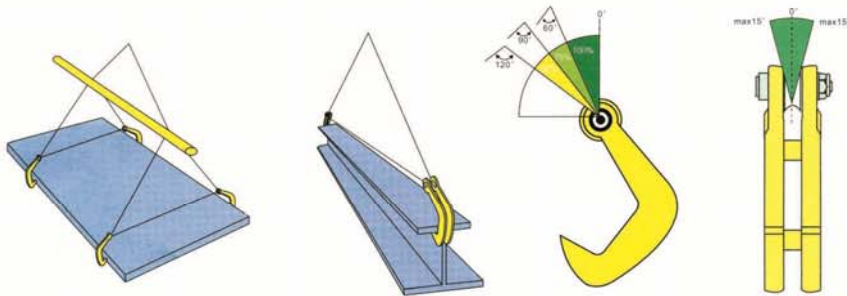
QS DOUBLE STEEL PLATE CLAMP



荷载范围：1-7吨

Working load limit(WLL)1-7T

- 用途：适用于钢板,(H、I、T、L形) 构造物等的水平吊运
 - 采用优质低碳合金钢制造
 - 吊运过程中不得碰撞被吊物
 - 上部滚轮设计，避免钢丝绳损伤
 - 额定载荷是指吊钳成对使用、吊点夹具为60度时允许起吊的最大重量，吊装作业中两只或4只配套使用
 - 尖端呈锐角形，容易插入狭小间隙
- Clamp for the horizontal lifting of "H","I","T","L" shaped structured steel and plate steel.
 - Manufactured from high quality carbon steel.
 - Avoid snatch or shock loading.
 - The roller at the head of the hook will not damage the sling rope.
 - The working load limit is the maximum load that the clamp are authorized to support when used in pairs with a lift angle of 60° .In lifting operations the clamps can be used in pairs or multiples.
 - The sharp hook point is effective when inserting into a small clearance.



Part No.	Model	WLL (tonnes)	Jaw Opening (mm)	Weight (kg)
RJ-0093	QS1	1.0	0-40	2
RJ-0094	QS2	2.0	0-50	3.5
RJ-0095	QS3.2	3.2	0-60	6
RJ-0096	QS5	5.0	0-70	14.5
RJ-0097	QS7	7.0	0-90	22

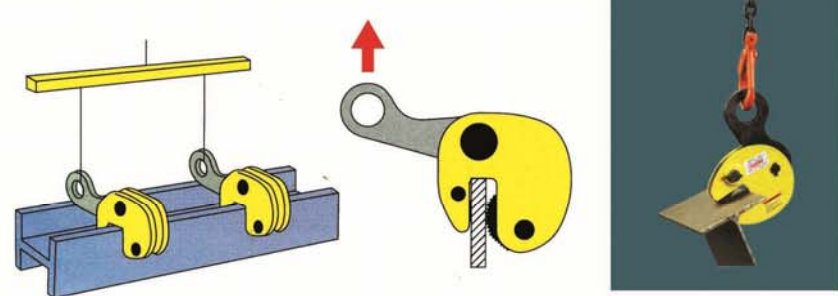
YDG 系列钢梁堆放起重钳

YDG GIRDER STACKING CLAMP

额定载荷：1-2吨

Working load limit(WLL)1-2T

- 用途：适用于吊运工字钢，钢结构件的水平吊运
 - 可用于 H 型钢的堆积，平移
 - 采用优质低碳合金钢制造
 - 吊运过程中不得碰撞被吊物
- Clamp for the horizontal lifting of steel structures (also can be used for any structured steels).
 - Manufactured from high quality carbon steel.
 - Avoid snatch or shock loading.
 - H-beam lying on the their sides can be lifting and handled horizontally.



Part No.	Model	WLL (tonnes)	Jaw Opening (mm)	Weight (kg)
RJ-0098	YDG1	1.0	0-24	7
RJ-0099	YDG2	2.0	0-30	11

Deseen International

Lifting clamps

DFQ 系列翻转起重钳

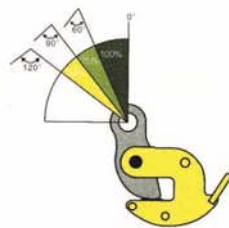

DFQ TURN CLAMP



荷载范围：1.5-20 吨

Working load limit(WLL)1.5-20T

- 用途：适用于钢板的水平吊运及钢板和型钢的翻转
 - 小型，轻便，操作简便
 - 单只翻转钳允许起吊的最大重量为额定载荷，吊装作业中可单只使用，水平吊运时必须加横梁
- For lifting and turn steel plate
 - From a mechanics point of view,these clamps have ideal designs, which are compact,lightweight,easy to use.
 - The working load limited is applied in one piece,during lifting single could be in use for horizontal lifting and transport.



Part No.	Model	WLL (tonnes)	Jaw Opening (mm)	Weight (kg)
RJ-0100	DFQ1.5	1.5	0-20	5
RJ-0101	DFQ2.5	2.5	0-30	9
RJ-0102	DFQ5	5.0	0-40	20
RJ-0103	DFQ8	8.0	0-50	26
RJ-0104	DFQ10	10.0	0-60	31
RJ-0105	DFQ16	16.0	20-120	60
RJ-0106	DFQ20	20.0	60-160	80

DFM 系列模锻翻转起重钳

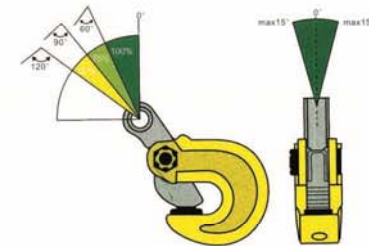

DFM TURN CLAMP



额定载荷：1-10 吨

Working load limit(WLL)1-10T

- 用途：适用于钢板的水平吊运及钢板和型钢的翻转
 - 小型，轻便，操作简便
 - 单只翻转钳允许起吊的最大重量为额定载荷，吊装作业中可单只使用，水平吊运时必须加横梁
 - 主要部件全部为合金钢模具锻造而成，并经过热处理，保证产品具有高强度和耐久性
- For lifting and turn steel plate
 - From a mechanics point of view,these clamps have ideal designs,which are compact,lightweight,easy to use.
 - The main body and parts are made from die-forged special alloy steels, which are optimally tempered for maximum strength and durability.
 - The working load limited is applied in one piece,during lifting single could be in use for horizontal lifting and transport.



Part No.	Model	WLL (tonnes)	Jaw Opening (mm)	Weight (kg)
RJ-0107	DFM1	1.0	0-15	2.7
RJ-0108	DFM2	2.0	0-20	5.6
RJ-0109	DFM3	3.0	0-30	8
RJ-0110	DFM5	5.0	0-60	13.4
RJ-0111	DFM10	10.0	0-80	26

Deseen International

Lifting clamps

DCQ 系列双板钢板起重钳

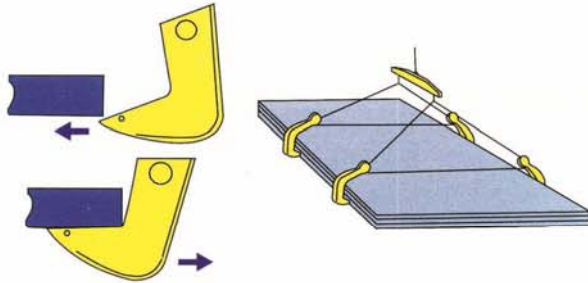
DCQ DOUBLE STEEL PLATE CLAMP



荷载范围：4-10 吨

Working load limit(WLL)4-10T

- 用途：单块或多块钢板的水平吊运
 - 采用优质低碳合金钢制造
 - 必须与平衡梁配套使用，吊运过程中不得碰撞被吊物
 - 上部滚轮设计，避免钢丝绳损伤
 - 额定载荷是指吊钳成对使用、吊点夹角为60度时允许起吊的最大重量，吊装作业中4只配套使用
 - 可自动脱钩
- Suitable for lifting and transport single or multi steel plates.
 - Manufactured from high quality carbon steel.
 - Avoid snatch or shock loading. Lifting beam must be in use.
 - The roller at the head of the hook will not damage the sling rope.
 - The working load limit is the maximum load that the clamps are authorized to support when used in pairs with a lift angle of 60° . In lifting operations four clamps must at least always be used.
 - Automatic unloading.



Part No.	Model	WLL (tonnes)	Jaw Opening (mm)	Weight (kg)
RJ-0112	DCQ4	4.0	0-100	9
RJ-0113	DCQ6	6.0	0-120	14
RJ-0114	DCQ8	8.0	0-160	25
RJ-0115	DCQ10	10.0	0-210	38

LC 系列型钢板起重钳

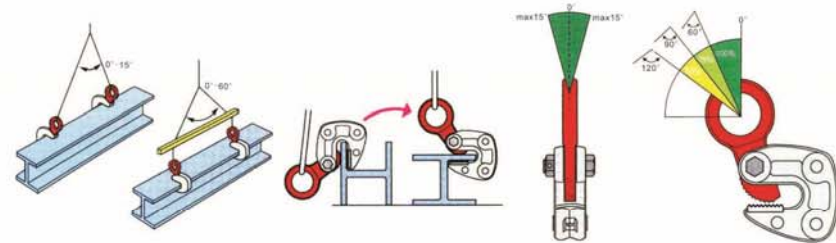
LC HORIZONTAL PLATE CLAMP



额定载荷：1-3 吨

Working load limit(WLL)1-3T

- 用途：适用于吊运型钢（H、I、T、L形）构造物等
 - 小型，轻便，操作简便
 - 主要部件全部为合金钢模具锻造而成，并经过热处理，保证产品具有高强度和耐久性
- Clamp for the horizontal lifting of "H", "I", "T", "L" shaped structured steel.
 - From a mechanics point of view, these clamps have ideal designs, which are compact, lightweight, easy to use.
 - The main body and parts are made from die-forged special alloy steels, which are optimally tempered for maximum strength and durability.



Part No.	Model	WLL (tonnes)	Jaw Opening (mm)	Weight (kg)
RJ-0116	LC1	1.0	0-13	2
RJ-0117	LC2	2.0	0-22	4.5
RJ-0118	LC3	3.0	3-35	8.9

Deseen International

Lifting clamps

TMS 系列把手式水平钢板起重钳

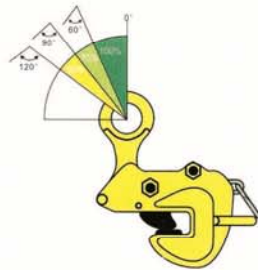
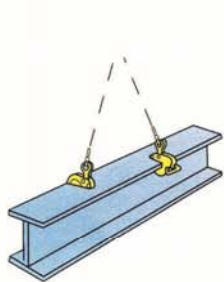
TMS HORIZONTAL CLAMP WITH LOCK DEVICE



荷载范围：0.5-5 吨

Working load limit(WLL)0.5-5T

- 用途：适用于钢板、钢结构件等的水平吊运
 - 采用优质低碳合金钢制造
 - 吊运过程中不得碰撞被吊物
 - 弹簧安全锁紧装置
 - 带有把手，安全，操作简便
- Suitable for lifting and transport of steel plates, construction and profiled bar in horizontal position.
 - Manufactured from high quality carbon steel.
 - Avoid snatch or shock loading.
 - The spring-load tightening lock mechanism assures a positive initial clamp force.
 - The handle makes it easy and safe to set and detach the clamp onto and from the work piece.



Part No.	Model	WLL (tonnes)	Jaw Opening (mm)	Weight (kg)
RJ-0119	TMS0.5	0.5	0-25	3.2
RJ-0120	TMS1	1.0	0-25	5.3
RJ-0121	TMS2	2.0	0-30	7.9
RJ-0122	TMS3	3.0	0-38	10.5
RJ-0123	TMS5	5.0	0-40	27.6

HPC 系列横吊钢板起重钳

HPC HORIZONTAL PLATE CLAMP



1.5T/对

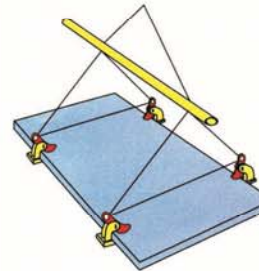


2.5T/对
5T/对

额定载荷：1.5- 5 吨

Working load limit(WLL)1.5-5T

- 用途：适用于钢板、水平吊运
 - 采用优质低碳合金钢制造
 - 吊运过程中不得碰撞被吊物
 - 必须成对使用
 - 符合 AS4991-2004
- Suitable for lifting and transport of multi steel Plates, construction and profiled bar in horizontal Position.
 - Manufactured from high quality carbon steel.
 - Avoid snatch or shock loading.
 - Must be used in pairs for horizontal lifting.
 - HPC 1.5 has spring close,HPC-3 and HPC-5 has springopen.
 - Conforms to AS4991-2004.



Part No.	Model	WLL (tonnes)	Jaw Opening (mm)	Weight (kg)
RJ-0124	HPC1.5	1.5	0-50	4.3
RJ-0125	HPC3	3.0	0-50	6
RJ-0126	HPC5	5.0	0-60	12

Deseen International

Lifting clamps

THKS/THK 系列横吊钢板起重钳

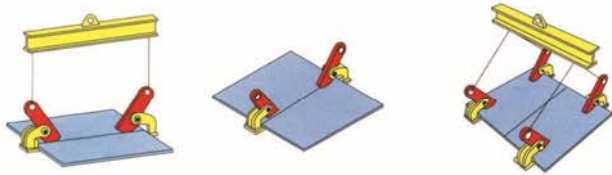
THKS/THK HORIZONTAL PLATE CLAMP



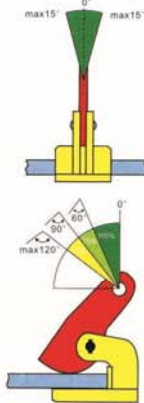
额定载荷：0.5-10 吨

Working load limit(WLL)0.5-10T

- 用途：适用于钢板水平吊运
- 紧凑的外形设，相对较轻的质量并具有高强度
- 必须成对使用
- THK有较大的开口度
- For horizontal lifting and transporting of steel plates.
- The compact shape and relative light own weight with a high lifting capacity.
- The THK/THKS lifting clamps must always be used in pairs (or multiples thereof).
- THK has an enlarged jaw opening.



Part No.	Model	WLL (tonnes)	Jaw Opening (mm)	Weight (kg)
RJ-0127	THKS0.5	0.5	0-35	2.4
RJ-0128	THKS1	1.0	0-60	6
RJ-0129	THKS1.5	1.5	0-60	6.5
RJ-0130	THKS2	2.0	0-60	7.5
RJ-0131	THKS3	3.0	0-60	10
RJ-0132	THKS4	4.0	0-60	11.5
RJ-0133	THKS5	5.0	0-60	15.5
RJ-0134	THKS10	10.0	0-60	23
RJ-0135	THK1	1.0	0-100	7
RJ-0136	THK1.5	1.5	0-100	7.5
RJ-0137	THK2	2.0	0-100	9.5
RJ-0138	THK3	3.0	0-100	12
RJ-0139	THK4	4.0	0-100	14.5
RJ-0140	THK5	5.0	0-100	20
RJ-0141	THK10	10.0	0-100	22



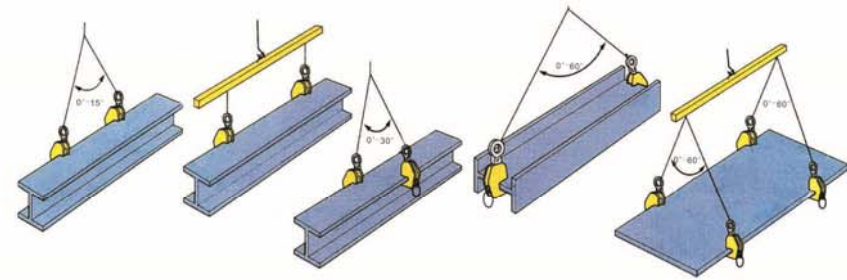
TMG 系列锁紧式水平钢板起重钳

TMG HORIZONTAL CLAMP WITH LOCK DEVICE

额定载荷：0.8-1.6 吨

Working load limit(WLL)0.8-1.6T

- 用途：适用于窄型型钢和钢结构件等的水平吊运
- 采用优质低碳合金钢制造
- 吊运过程中不得碰撞被吊物
- 弹簧安全锁紧装置
- Suitable for horizontally lifting narrow L-shaped steel and various iron structures
- Manufactured from high quality carbon steel.
- Avoid snatch or shock loading.
- The spring-load tightening lock mechanism assures a positive initial clamp force.



Part No.	Model	WLL (tonnes)	Jaw Opening (mm)	Weight (kg)
RJ-0142	TMG0.8	0.8	20-53	8
RJ-0143	TMG1.6	1.6	15-45	13

Deseen International

Lifting clamps

YQC 系列油桶钳

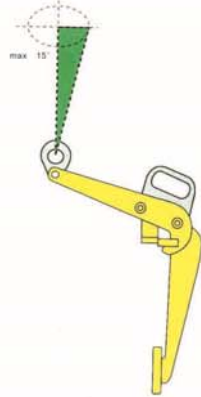
YQC DRUM CLAMP



荷载范围：0.6 吨

Working load limit(WLL)0.6T

- 用途：适用于油桶吊运
 - 可单只使用，也可组合使用
 - 小型，轻便，操作简便
- For lifting, handing and transporting of (oil)drums where the drum have to stay in a horizontal position.
 - The drum clamp can be used single or per pair as well.
 - From a mechanics point of view,these clamps have ideal designs,which are compact,lightweight,easy to use.



Part No.	Model	WLL (tonnes)	Jaw Opening (mm)	Weight (kg)
RJ-0144	YQC0.6	0.6	0-30	5

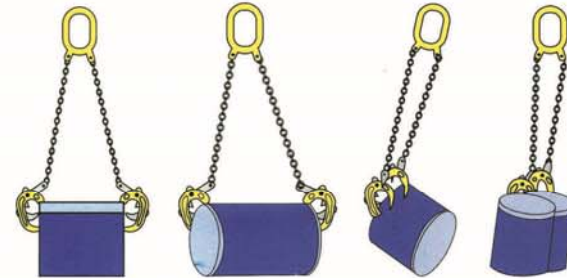
SL 系列双链油桶钳

SL DRUM CLAMP

额定载荷：1 吨

Working load limit(WLL)1T

- 用途：适用于油桶横竖吊运
 - 可单只使用，也可成对使用
 - 自动锁紧装置，安全，可靠
 - 吊运过程中不得碰撞被吊物
 - 小型，轻便，操作简便
 - 80级链条，超高强度
- For safe lifting and transporting of steel (oil) drums.
 - With automatic locking mechanism.
 - The SL steel drum clamps can be used single or per pair as well.
 - Avoid snatch or shock loading.
 - Clamps firmly on 2-leg Grade 80 chain ling.
 - This clamp is extremely light weight and very quick and easy to use.



Part No.	Model	WLL (tonnes)	Jaw Opening (mm)	Weight (kg)
RJ-0145	SL1	1.0	0-25	3.6

Deseen International

Lifting clamps

TDC 系列钢管吊钳

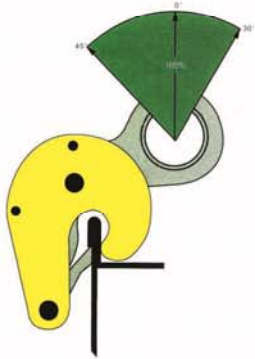
TDC ROUND STOCK GRABS



荷载范围：0.5 吨

Working load limit(WLL) 0.5 T

- 用途：适用于油桶吊运
 - 可单只使用，也可成对使用
 - 自动锁紧装置，安全，可靠
 - 小型，轻便，操作简便
- For safe lifting and transporting of steel (oil) drums.
 - With automatic locking mechanism.
 - The TDC steel drum clamps can be used single or per pair as well.
 - Avoid snatch or shock loading.
 - This clamp is extremely light weight and very quick and easy to use.



Part No.	Model	WLL (tonnes)	Jaw Opening (mm)	Weight (kg)
RJ-0146	TDC	0.5	0-17	1.6

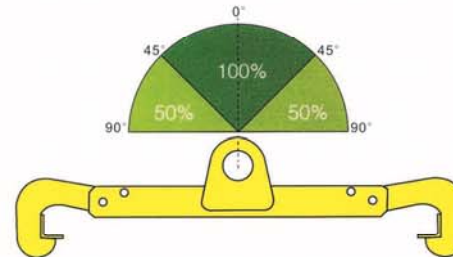

LR 系列竖吊油桶钳

LR VERTICAL DRUM CLAMP

额定载荷：0.5 吨

Working load limit(WLL)0.5T

- 用途：适用于油桶吊运
 - 可单只使用，也可成对使用
 - 小型，轻便，操作简便
- For lifting,handing and transporting of steel (oil) drums, where the drum have to stay in a horizontal position.
 - The drum clamp can be used single or per pair as well.
 - From a mechanics point of view, these clamps have ideal designs,which are compac, lightweight, easy to use.



Part No.	Model	WLL (tonnes)	Jaw Opening (mm)	Weight (kg)
RJ-0147	LR0.5	0.5	550-600	5

Deseen International

Lifting clamps

QT 系列油桶钳

QT DRUM CLAMP



荷载范围：0.2 吨

Working load limit(WLL)0.2T

- 用途：适用于油桶横竖吊运
 - 可单只使用，也可成对使用
 - 自动锁紧装置，安全，可靠
 - 吊运过程中不得碰撞被吊物
 - 小型，轻便，操作简便
- For safe lifting and transporting of steel (oil) drums.
 - With automatic locking mechanism.
 - The SL steel drum clamps can be used single or per pair as well.
 - Avoid snatch or shock loading.
 - This clamp is extremely light weight and very quick and easy to use.



Part No.	Model	WLL (tonnes)	Jaw Opening (mm)	Weight (kg)
RJ-0148	QT0.2	0.2	1-9	1.3

YD 系列钢管吊钳

YD ROUND STOCK GRABS



额定载荷：0.5-1 吨

Working load limit(WLL)0.5-1T

- 用途：适用于钢管，圆管，水泥管等的水平吊运
 - 小巧，轻便，安全
 - 带有弹簧安全锁紧装置
- For horizontal lifting and transporting of steel and concrete pipes.
 - They are extremely easy and simple to use and make for safe lifting.
 - Available with spring automatic close device.



Part No.	Model	WLL (tonnes)	Jaw Opening (mm)	Weight (kg)
RJ-0149	YD0.5	0.5	100-120	2.5
RJ-0150	YD1	1.0	140-180	7

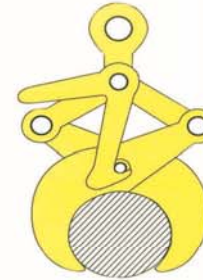
YG 系列圆钢吊钳

YG ROUND STOCK GRABS

额定载荷：0.5-5 吨

Working load limit(WLL)0.5-5T

- 用途：适用于钢管，圆管，水泥管等的水平吊运
 - 小巧，轻便，安全
 - 最大可吊运直径达320mm的管道，圆管等
 - 带有安全锁紧装置
- For horizontal lifting and transporting of steel and concrete pipes.
 - They are extremely easy and simple to use and make for safe lifting.
 - Designed to pick up tubes, pipes and rolls or similar round stock material with a diameter of up to 320mm.
 - Available with automatic open/close device.



Part No.	Model	WLL (tonnes)	Jaw Opening (mm)	Weight (kg)
RJ-0151	YG0.5	0.5	50-100	3.2
RJ-0152	YG1	1.0	50-100	4.1
RJ-0153	YG2	2.0	80-130	16
RJ-0154	YG3	3.0	120-200	32
RJ-0155	YG5	5.0	200-320	104

Deseen International

Lifting clamps

THC 系列钢管吊钩

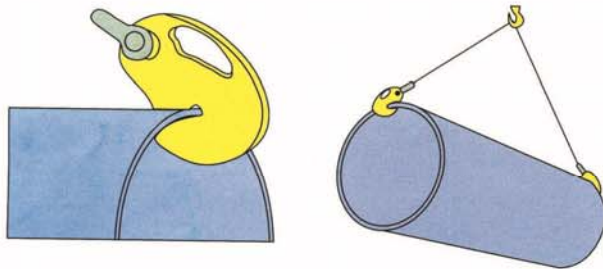
THC PIPE HOOK



荷载范围：0.5-2 吨

Working load limit(WLL)0.5-2T

- 用途：适用于钢管及钢管制品的吊运
 - 小巧，轻便，合金钢锻造
 - 安装后无荷载状态下，放手也不易脱落
- Hook designed for lifting and handing of steel pipes and pipes made from a variety of materials.
 - The hooks are made of special steel, which are precisely tempered for extra strength and durability.
 - When mounted onto the pipe. This hook will not fall off when the operator releases his hand from the hook.



Part No.	Model	WLL (tonnes)	Jaw Opening (mm)	Weight (kg)
RJ-0156	THC0.5	0.5	16	0.5
RJ-0157	THC1	1.0	19	1.0
RJ-0158	THC2	2.0	24	2.1


TPH 系列无痕迹钢管吊钩

TPH PIPE PLATE CLAMP

额定载荷：1.5-18 吨

Working load limit(WLL)1.5-18T

- 用途：适用于钢管，圆管，水泥管等的水平吊运
 - 小巧，轻便，同时具有高强度
 - 表面配有特殊复合材料
 - 吊运时必须成对使用
 - 复合材料替换简便
- For horizontal lifting and transporting of steel and concrete pipes.
 - Compact shapes and relatively low own weight with a high lifting capacity.
 - The surface is equipped with "special" plastic.
 - The TPH will be delivered per pair.
 - Plastic cover is easy to change.



Part No.	Model	WLL (tonnes)	Jaw Opening (mm)	Weight (kg)
RJ-0159	TPH1.5	1.5	40	1.5
RJ-0160	TPH3	3.0	40	2
RJ-0161	TPH4	4.0	50	2.8
RJ-0162	TPH6	6.0	50	3.2
RJ-0163	TPH8	8.0	70	5
RJ-0164	TPH12	12.0	70	13
RJ-0165	TPH16	16.0	70	15.8
RJ-0166	TPH18	18.0	70	22

Deseen International

Lifting clamps

YGC 系列钢轨吊钳


YGC RAIL CLAMP



荷载范围：1-3吨

Working load limit(WLL)1-3T

- 用途：适用于钢轨吊运
- 小巧，轻便，安全
- 带有安全锁紧装置
- For lifting and handing of rails.
- They are extremely easy and simple to use and make for safe lifting.
- Available with automatic open/close device.



Part No.	Model	WLL (tonnes)	Jaw Opening (mm)	Weight (kg)
RJ-0167	YGC1	1.0	20-100	8
RJ-0168	YGC3	3.0	110-135	22

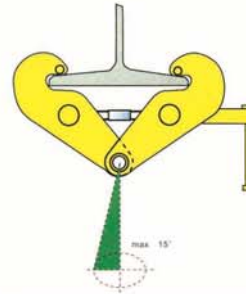
YS/YC 系列工字钢夹钳(带卸扣)

YS/YC BEAM CLAMP

额定载荷：1-10吨

Working load limit(WLL)1-10T

- 用途：固定于螺旋钢上支撑和起吊葫芦设备
- 采用优质低碳合金钢制造
- 逆时针旋螺旋轴，松开钳口，如图夹入工字钢下缘，顺时针螺旋纹轴，夹紧即可
- 卸扣一体式设计
- 严禁超载使用
- Provides a quick and versatile rigging point for hoisting equipment, pulley blocks or loads.
- Manufactured from low-carbon high grade alloy steel.
- Lock the spindle counter-clockwise and loosen the clamp opening. Clamp the inferior border of I-steel as the picture. Lock the spindle clockwise to clamp tightly.
- The shackle is designed together with the body.
- Forbidding overload



Part No.	Model	WLL (tonnes)	Jaw Opening (mm)	Weight (kg)
RJ-0169	YS/YC 1	1.0	75-220	3.8/4.2
RJ-0170	YS/YC 2	2.0	75-220	4.6/4.8
RJ-0171	YS/YC 3	3.0	80-320	9.0/9.2
RJ-0172	YS/YC 5	5.0	80-320	11.0/11.2
RJ-0173	YS/YC 10	10.0	90-320	16.0/16.2

Deseen International

Lifting clamps

HWG 系列手动绞盘机

HWG MANUAL WINCH



额定载荷：1200-2600 磅

Working load limit(WLL)1200LB-2600LB

- 用途：适用于垂直提升，水平或倾斜拽引重物
- 采用优质低碳合金钢制造
- 坚固耐用
- 手柄设计，易于操作
- 棘爪设计，安全可靠
- 摩擦片设计
- Robust-easy to use design
- Free spooling release catch
- Smooth operation
- Automatic brake
- Rapid winding facility
- Adjustable crank length for maximum mechanical advantage
- High quality gears and breaking mechanisms

Part No.	Model	Rated Capacity (lb)	Test load (KN)	Transmission ratio	Hand operated strength(N)	N.W(no wire rope) (kg)
RJ-0174	HWG12	1200	8	4.2:1	180	3.7
RJ-0175	HWG18	1800	12	5:1	190	8.1
RJ-0176	HWG26	2600	17.5	10:1	190	10.3

MT 系列木板夹

MT PALLET CLAMP



额定载荷：1-3 吨

Working load limit(WLL)1-3T

- 用途：适用于木托的横向拖运
- 可用叉车进行拖运
- 小型，轻便，操作简便
- For pulling loaded pallets, heavy crtes.
- Be picked up with forklift truck.
- Variable jaw width grabs pallet securely and automati-cally Releases.
- From a mechnics point of view,these clamps have ideal designs,which are compact, lightweight,easy to use.

Part No.	Model	WLL (tonnes)	Jaw Opening (mm)	Weight (kg)
RJ-0177	MT1	1.0	30-100	5
RJ-0178	MT1.5	1.5	30-180	8.5
RJ-0179	MT2	2.0	30-200	11
RJ-0180	MT3	3.0	30-200	15

STC 系列螺旋锁紧钳

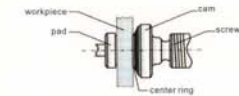
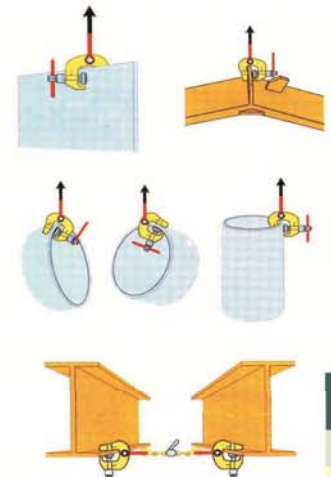
STC SCREW CAM CLAMP



额定载荷：1.5-3吨

Working load limit(WLL)1.5-3T

- 用途：大型钢结构件和钢材的垂直和水平吊运
- 与手扳工具配合使用可以拉动大型金属件进行精确定位与排列，特别适合建筑领域
- 超强夹持力，不易松脱
- 所有部件都经过锻造而成，经久耐用
- Suitable for lifting of a large variety of different shaped steel, ranging from steel plates and structured steel to curved and spherical shaped steels.
- They are designed to be used in conjunction with ratchet lever hoists to align steel structures or fabrications.They are ideally suited for the construction industry.
- super strong holding force, is not easy to loose.
- forged steel parts for high strength and durability



When under the initial tightening force



When under load



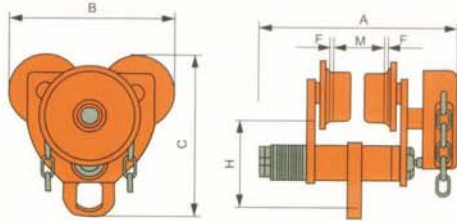
Part No.	Model	WLL (tonnes)	Jaw Opening (mm)	Weight (kg)
RJ-0181	STC1.5	1.5	0-32	4
RJ-0182	STC3	3.0	0-50	6

Deseen International

Lifting clamps

GCT 简易型手拉单轨行车

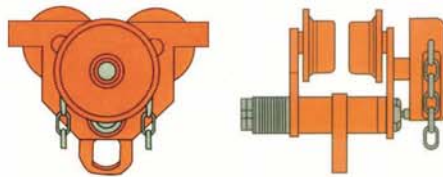
GCT TYPE GERED TROLLEY



Part No.	Model	WLL (tonnes)	A	B	C	H	F	I-Beam recommended (mm)	Weight (kg)
RJ-0208	GCT1	1.0	245	206	206	109	≈3	68-100	10.4
RJ-0209	GCT2	2.0	279.5	240	243	133	≈3	94-124	17.5
RJ-0210	GCT3	3.0	344	282	321	179	≈3	116-140	27.3
RJ-0211	GCT5	5.0	402	327	393	220	≈3	142-180	38.7
RJ-0212	GCT10	10.0	362	389	490	275	≈3	142-180	70
RJ-0213	GCT20	20.0	362	852	490	275	≈3	142-180	110
RJ-0214	GCT30	30.0	-	-	-	-	-	-	130
RJ-0215	GCT50	50.0	-	-	-	-	-	-	190

ATG 系列单轨行车

ATG TYPE TERED TROLLEY



Part No.	Model	WLL (tonnes)	I-Beam recommended (mm)	Weight (kg)
RJ-0216	ATG1	1.0	64-220	10.8
RJ-0217	ATG2	2.0	88-220	19
RJ-0218	ATG3	3.0	102-220	28
RJ-0219	ATG5	5.0	114-220	39
RJ-0220	ATG10	10.0	120-320	70
RJ-0221	ATG20	20.0	120-320	115
RJ-0222	ATG30	30.0	120-320	139
RJ-0223	ATG50	50.0	120-320	220

Safely lifting

- The lifting clamps are suitable for lifting and transporting of steel plates with a maximum hardness of 37 Hrc (345 HB, 1166 N/mm²).
- The lifting clamps are suitable for usage in normal atmospheric conditions, between -40°C en +100°C.
- Never overload a clamp and prevent the jerking of loads.
- When loading always use the whole jaw depth.
- Never lift more than one plate at the same time.
- Always keep your distance during lifting and descending of a load.
- Prevent situations that anybody is under the load.
- Any welding to the clamp is forbidden, this can influence the hardness and toughness of the clamp.

